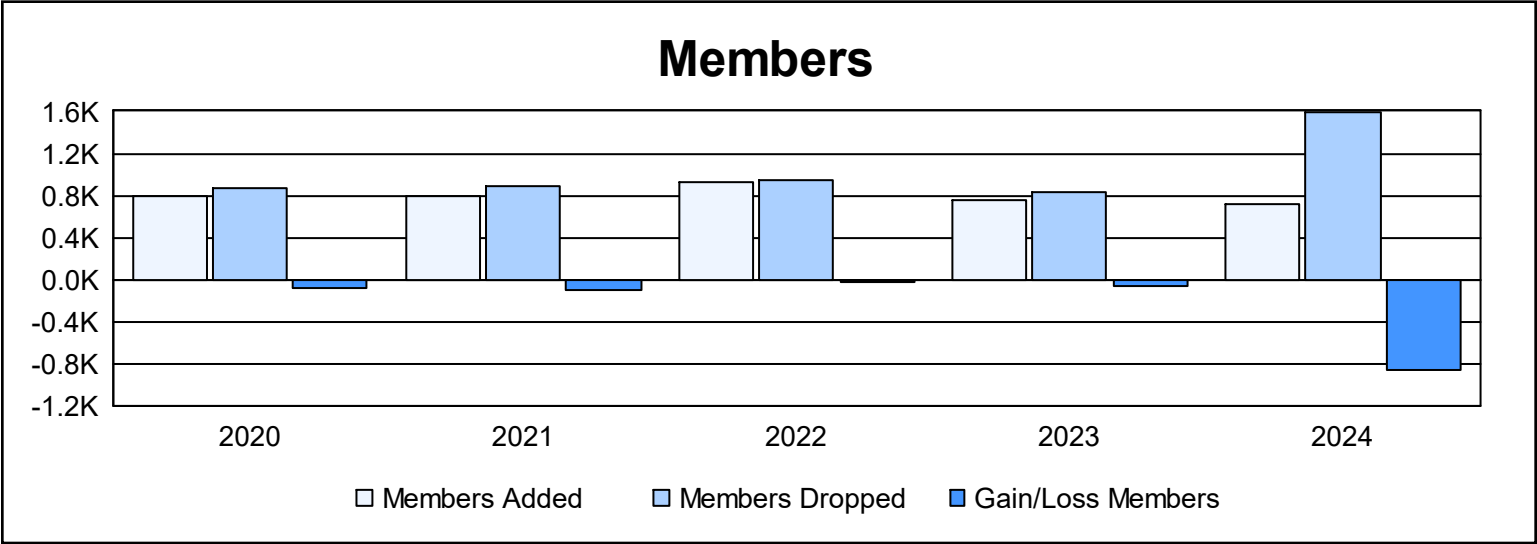
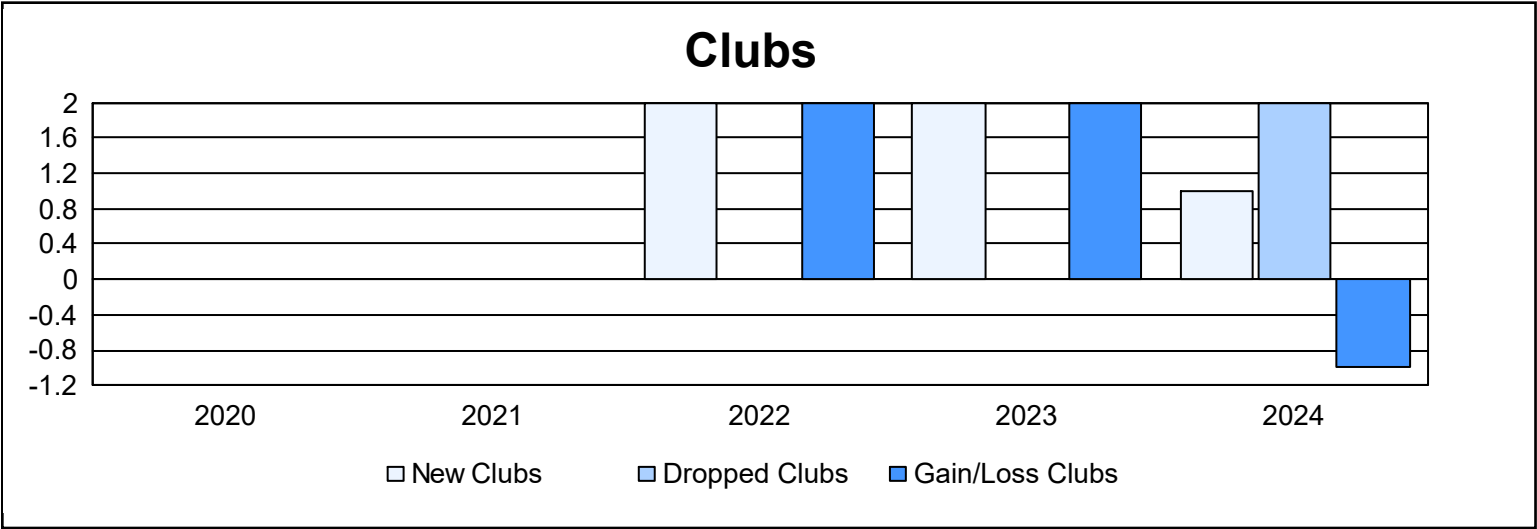
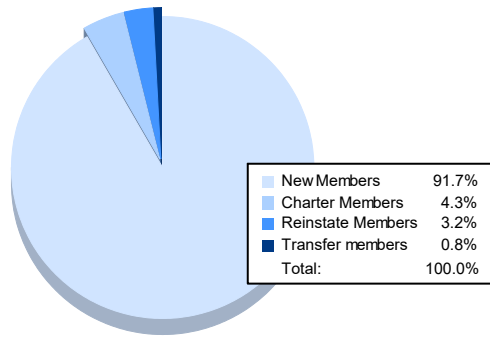


Year	New Clubs	Dropped Clubs	Gain/ Loss Clubs	New Members	Charter Members	Reinstate Members	Transfer Members	Total Member Added	Total Members Dropped	Gain/ Loss Members
2019-2020	0	0	0	769	4	15	4	792	874	-82
2020-2021	0	0	0	764	1	10	11	786	883	-97
2021-2022	2	0	2	785	99	33	10	927	946	-19
2022-2023	2	0	2	650	78	26	9	763	830	-67
2023-2024	1	2	-1	663	31	23	6	723	1,589	-866
Average	1	0	1	726	43	21	8	798	1,024	-226



### Membership Composition June 2024 Cumulative



### Gender Composition June 2024 Cumulative

